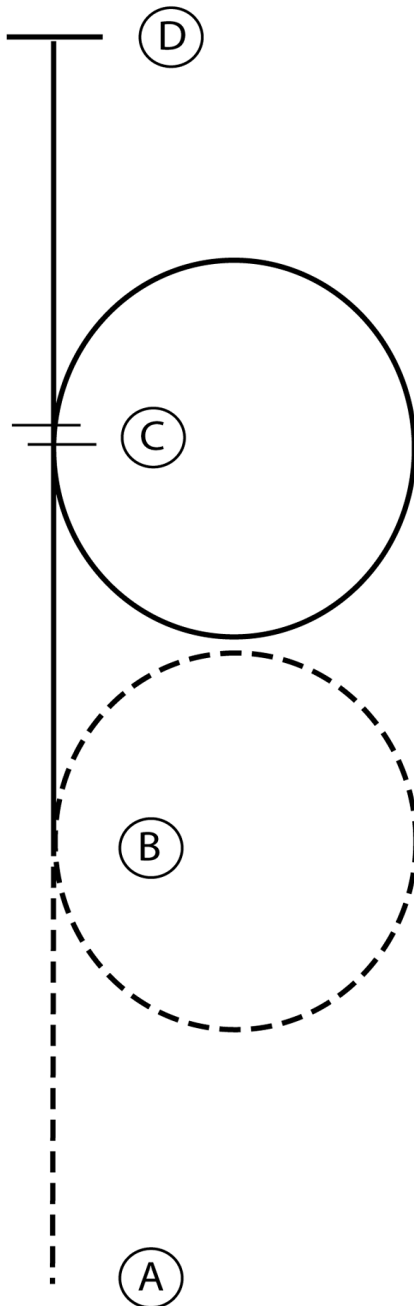


Kirby Rulon Memorial Show

EQUITATION ADULT 19&O Saturday

Show Date: 09-22-2018



1. Sitting trot A to B
2. At B posting trot circle to the right around B on the left diagonal
3. At B canter on the right lead to and in a circle around C
4. At C perform a simple lead change and continue to D
5. Stop at D

Walk
Trot	-----
Extended Trot	-----
Canter	=====
Leg Yield	
Lead Change	
Back	
Marker	(B)
Sidepass	

[HSE/2-17]

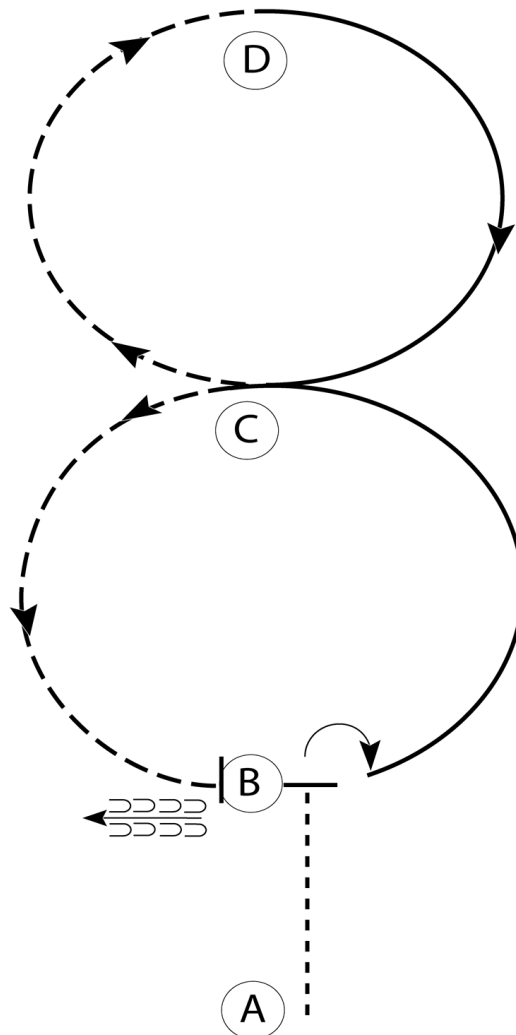
Pattern Provided by:

HCSC

Kirby Rulon Memorial Show

EQUITATION YOUTH 18&U Saturday

Show Date: 09-22-2018



Be ready at A.

1. Walk to B.
2. Stop at B and perform a 90 degree turn to the right on the forehand.
3. Canter on the left lead to C.
4. Posting trot from C to D.
5. Canter on the right lead from D to C.
6. Posting trot from C to B.
7. Stop at B and back one horse length.

Follow the instructions of your ring steward.

Walk	-----
Trot	- - - - -
Extended Trot	— — — — —
Canter	—————
Leg Yield	
Lead Change	↗ ↘
Back	← ← ← ← ←
Marker	Ⓚ
Sidepass	← — — — — →
Hand Gallop	—————

[HSE/2-13]

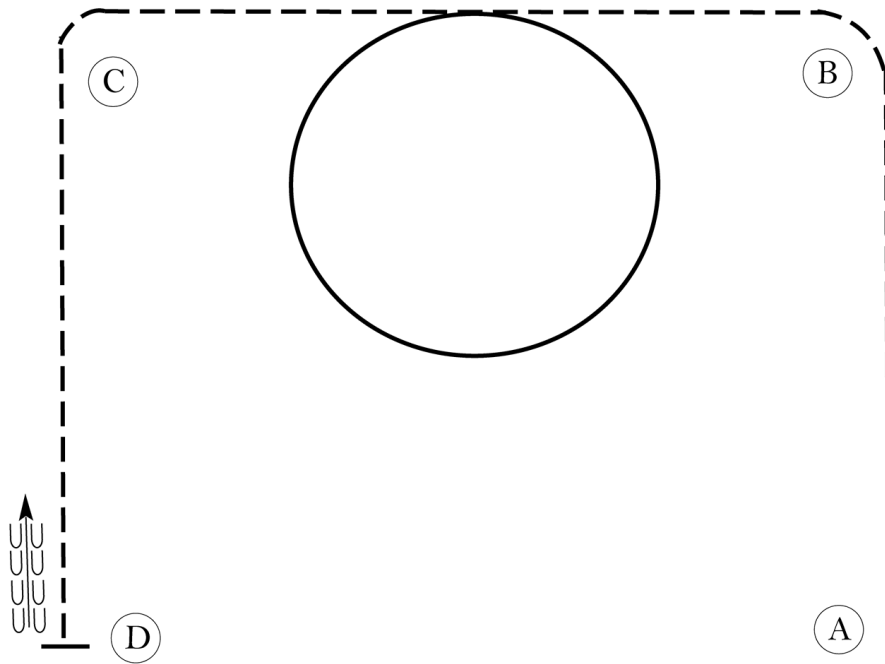
Pattern Provided by:

HCSC

Kirby Rulon Memorial Show

Equitation Youth 18&U Sunday

Show Date: 09-22-2018



Be ready at A.

1. Walk two horse lengths from A.
2. Sitting trot to B.
3. Posting trot on the right diagonal from B halfway to C.
4. Halfway to C, canter a circle to the left.
5. Close the circle and trot on the right diagonal to C.
6. Change diagonals and trot on the left diagonal to D.
7. Halt at D and back approximately one horse length.

Follow the instructions of your ring steward.

Walk	-----
Trot	- - - - -
Extended Trot	— — — — —
Canter	—————
Leg Yield	
Lead Change	↗ ↘
Back	← ← ← ← ←
Marker	Ⓚ
Sidepass	← — — — — →
Hand Gallop	— — — — —

[HSE/2-62]

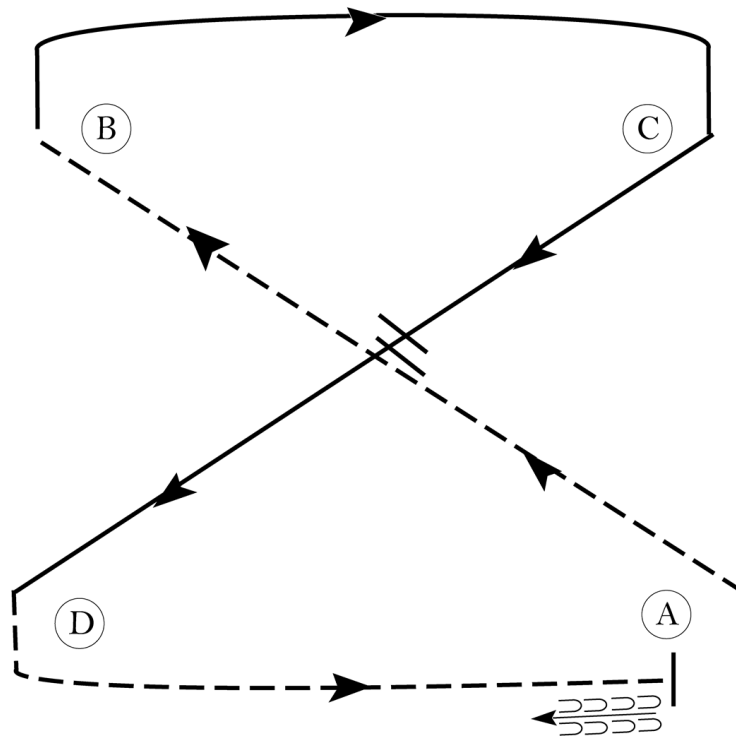
Pattern Provided by:

HCSC

Kirby Rulon Memorial Show

Equitation Adult 19&O Sunday

Show Date: 09-22-2018



Be ready at A.

1. Posting trot on the left diagonal to B.
2. Canter on the right lead to and around C and 1/2 way to D.
3. Change leads and canter to D.
4. Posting trot on the right diagonal to A.
5. Halt at A and back approximately one horse length.

Exit at a sitting trot.

Walk	-----
Trot	- - - - -
Extended Trot	— — — —
Canter	— — — —
Leg Yield	
Lead Change	— / —
Back	← ← ← ← ←
Marker	(B)
Sidepass	← — — — →
Hand Gallop	— — — —

[HSE/2-24]

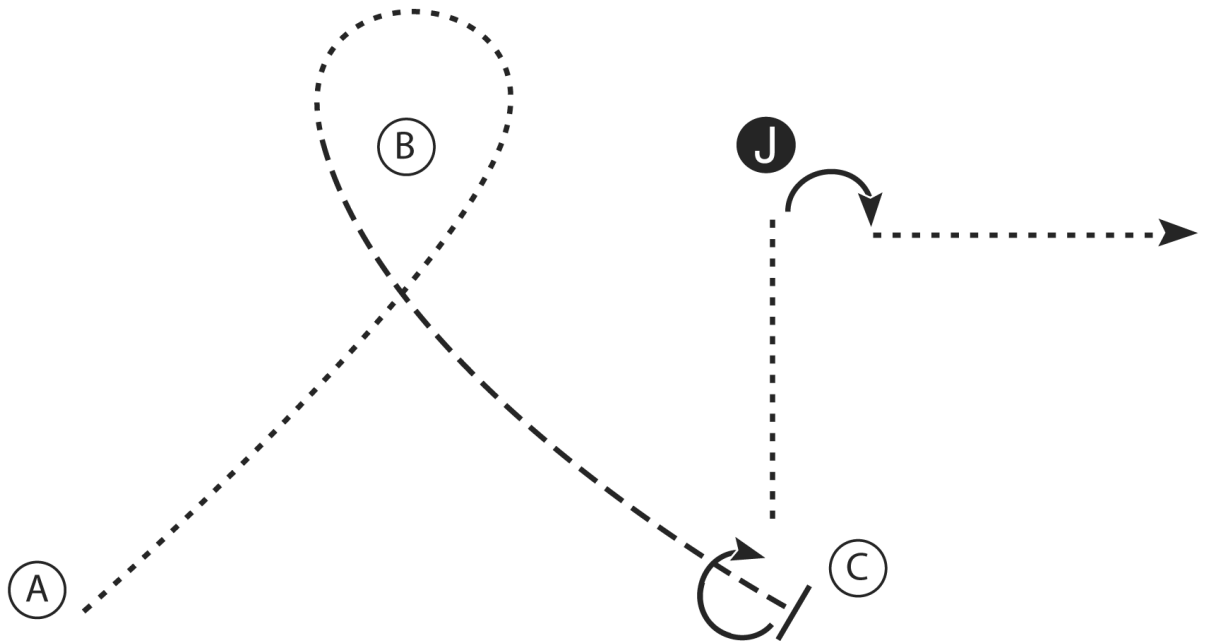
Pattern Provided by:

HCSC

Kirby Rulon Memorial Show

SHOWMANSHIP YOUTH 13&U Saturday

Show Date: 09-22-2018



1. Walk A to and around B
2. At B trot to C
3. Stop at C and perform a 225 degree turn
4. Walk to the judge and set up for inspection
5. When dismissed perform a 90 degree turn and walk straight away from the judge

Walk
Trot - - - - -
Back ←
Marker (B)
Judge (J)

[S/1-1]

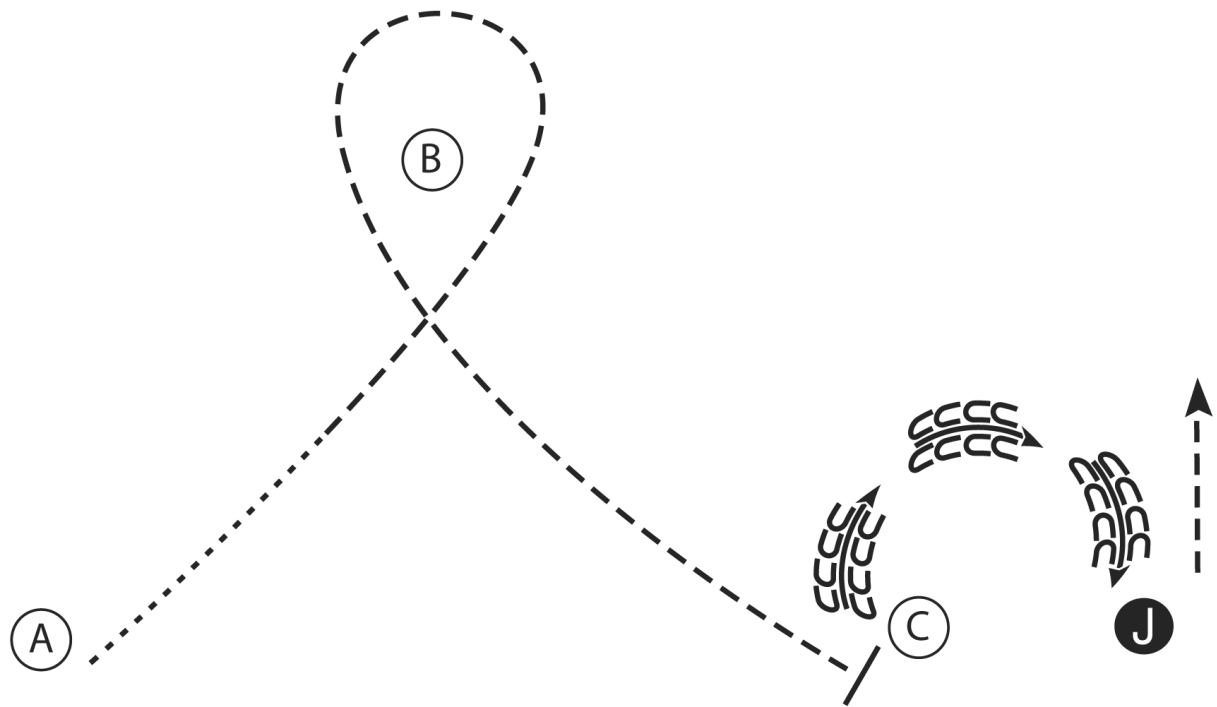
Pattern Provided by:

HCSC


Kirby Rulon Memorial Show

SHOWMANSHIP 19&O Saturday

Show Date: 09-22-2018



1. Walk halfway from A to B
2. Trot to and around B and continue to C
3. Stop at C and back in a half circle to the judge
4. Stop and set up for inspection
5. When dismissed trot straight away from the judge

Walk
Trot - - - - -
Back ← 
Marker (B)
Judge (J)

[S/2-2]

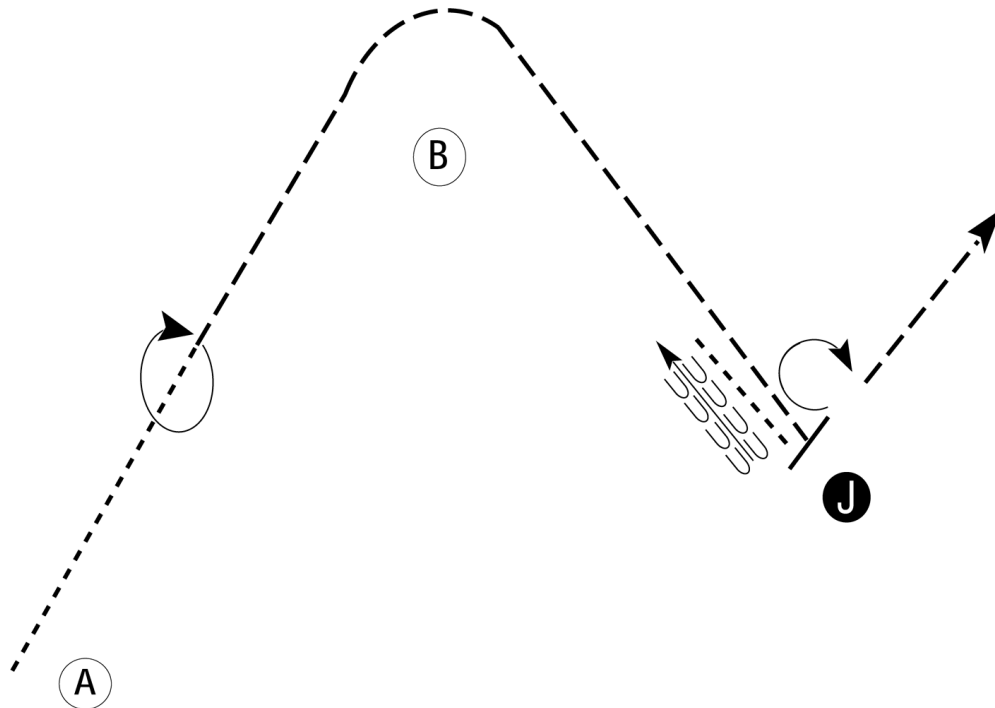
Pattern Provided by:

HCSC

Kirby Rulon Memorial Show

SHOWMANSHIP YOUTH 14-18 Saturday

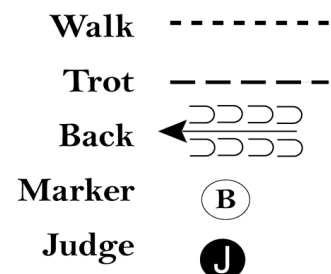
Show Date: 09-22-2018



Be ready at A.

1. Walk halfway to B.
2. Stop and perform a 360 degree turn.
3. Trot around B to the Judge.
4. Stop and back approximately one horse length.
5. Walk to the Judge, stop and set up for inspection.
6. When dismissed, perform a 270 degree turn and trot straight away from the Judge.

Follow the instructions of your ring steward.



[S/3-34]

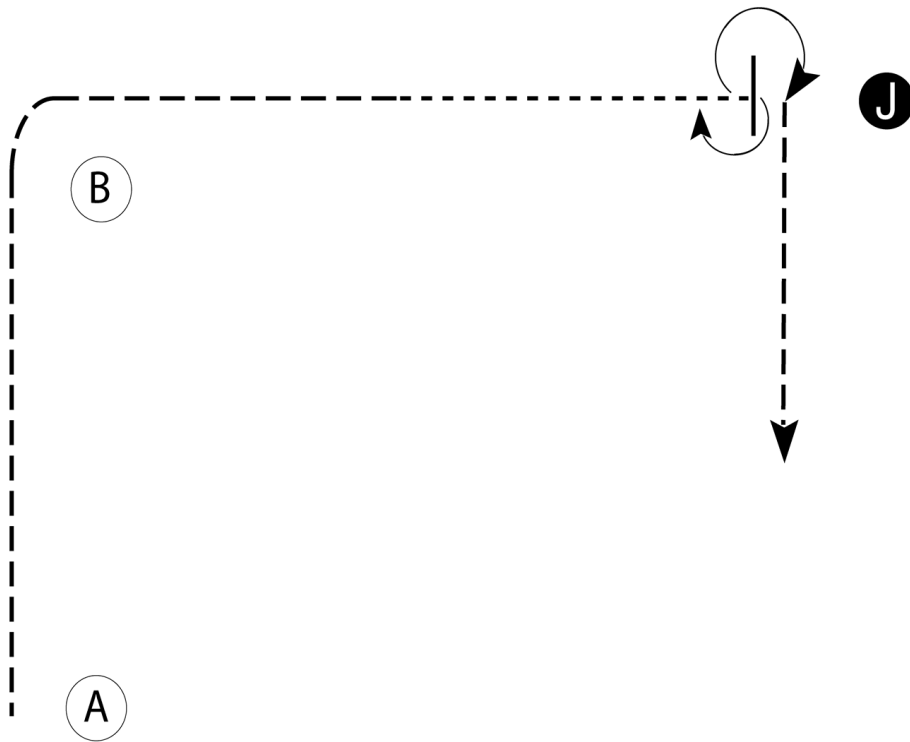
Pattern Provided by:

HCSC

Kirby Rulon Memorial Show

Showmanship 14-18, 19&O Sunday

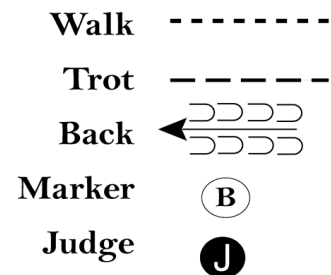
Show Date: 09-22-2018



Be ready at A.

1. Trot from A around B and half way to the Judge.
2. Break to the walk. Walk to the Judge.
3. Stop and perform a 180 degree turn. Set up for inspection.
4. When dismissed, perform a 270 degree turn and trot straight away from the Judge.

Follow the instructions of your ring steward.



[S/2-33]

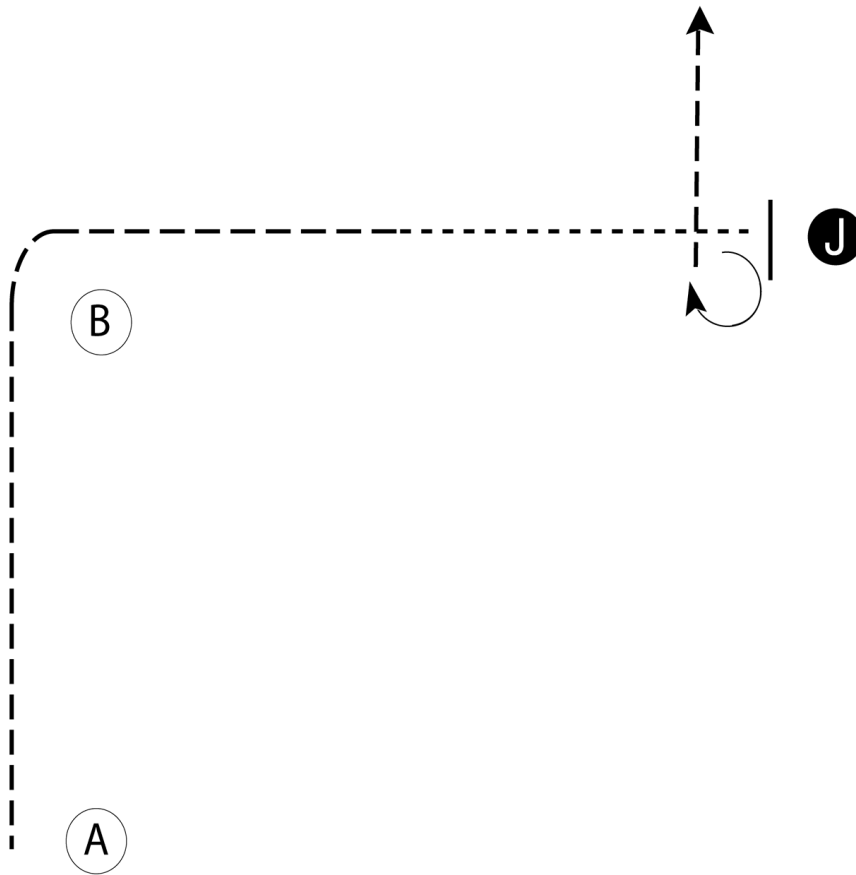
Pattern Provided by:

HCSC

Kirby Rulon Memorial Show

Showmanship 13&Under Sunday

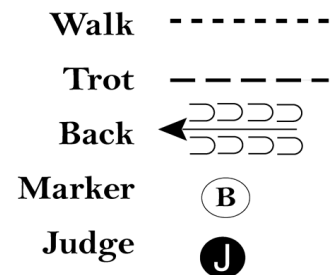
Show Date: 09-22-2018



Be ready at A.

1. Trot from A around B and half way to the Judge.
2. Break to the walk.
3. Walk to the Judge and set up for inspection.
4. When dismissed, perform a 270 degree turn and trot straight away from the Judge.

Follow the instructions of your ring steward.



[S/1-33]

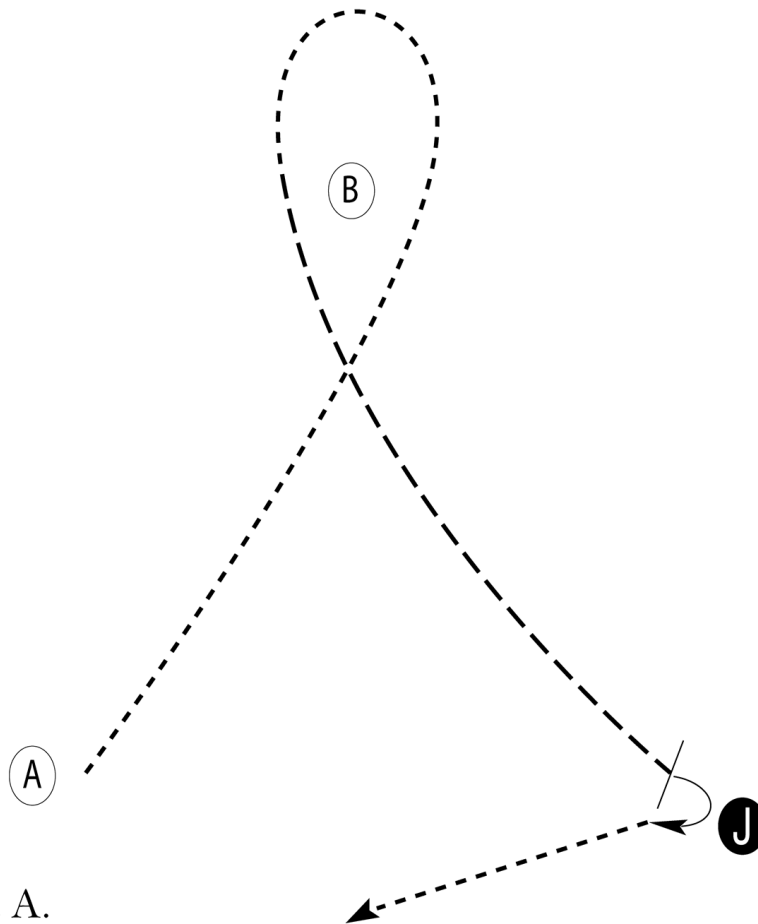
Pattern Provided by:

HCSC

Kirby Rulon Memorial Show

SHOWMANSHIP SMALL FRY Saturday (SMALL FRY 9&U)

Show Date: 09-22-2018



Be ready at A.

1. Walk from A to and around B.
2. Trot from B to the judge.
3. Stop and set up for inspection.
4. When dismissed, turn approximately 90 degrees and follow the instructions of your ring steward.

Walk	-----
Trot	- - - - -
Back	← ⊞ ⊞ ⊞ ⊞
Marker	ⓑ
Judge	ⓙ

[S/WT-6]

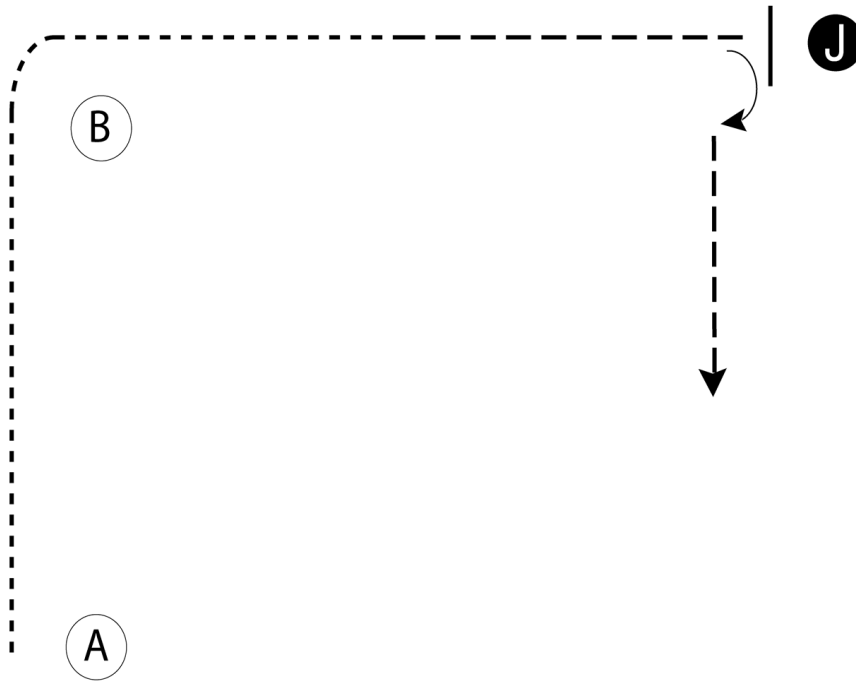
Pattern Provided by:

HCSC

Kirby Rulon Memorial Show

Showmanship Small fry Sunday

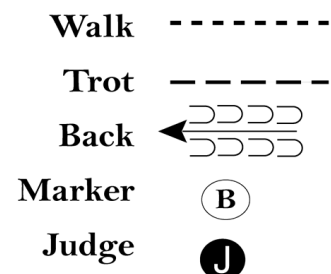
Show Date: 09-22-2018



Be ready at A.

1. Walk from A around B and half way to the Judge.
2. Trot to the Judge and set up for inspection.
3. When dismissed, perform a 90 degree turn and trot straight away from the Judge.

Follow the instructions of your ring steward.



[S/WT-33]

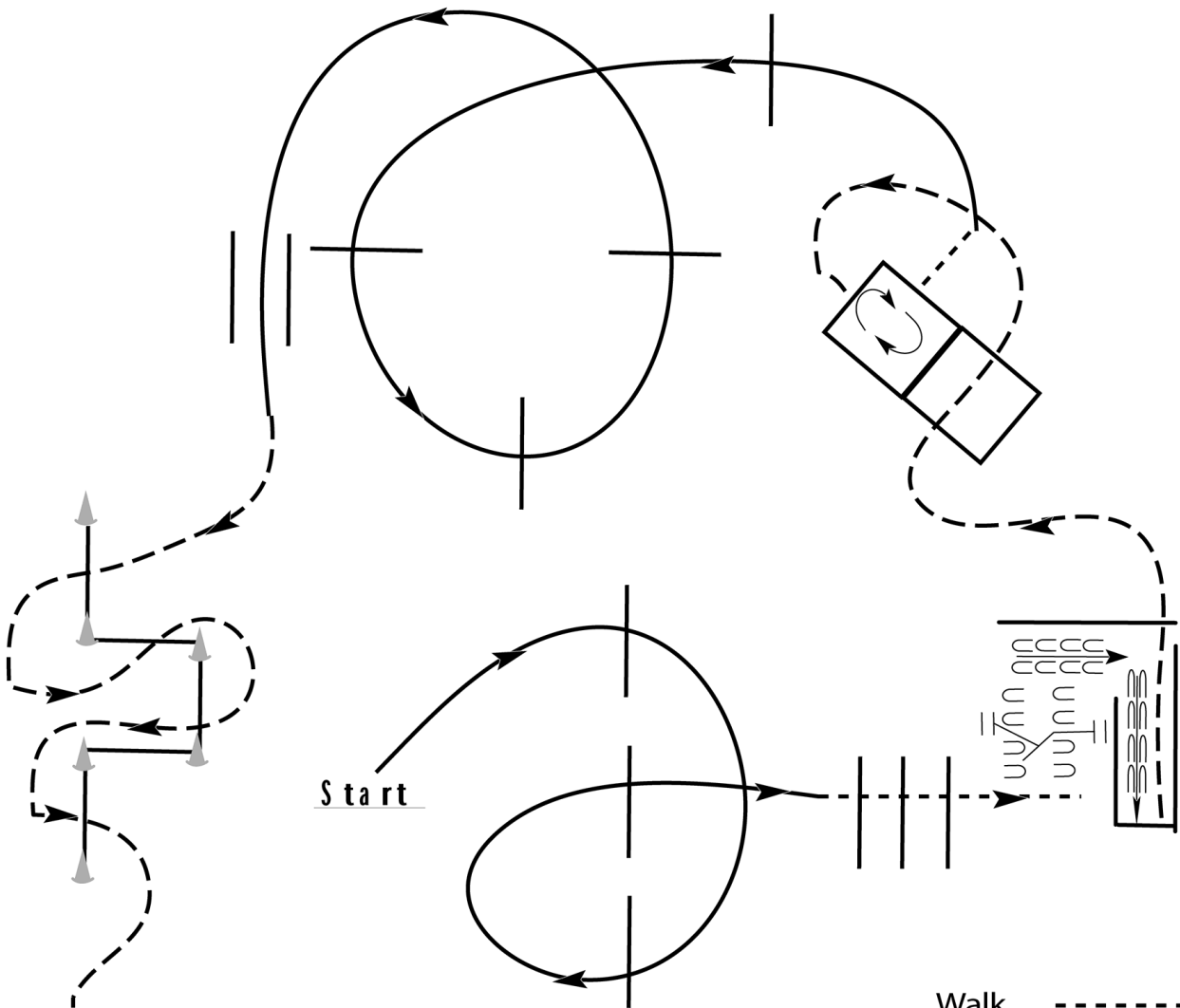
Pattern Provided by:

HCSC

Kirby Rulon Memorial Show

ALL TRAIL SATURDAY ONLY

Show Date: 09-22-2018



1. Lope on the right lead over poles
2. Walk over poles to gate
3. Left hand push gate and back L
4. Jog out of chute and over poles into box
5. 3/4 turn to the right in box and walk out of box
6. Lope on the left lead over poles
7. Jog over poles
8. Walk over bridge and over poles to finish

Walk	-----
Jog	- - - - -
Extended Jog	- - - - -
Lope	=====
Leg Yield	
Lead Change	↗ ↘
Back	←←←←←
Marker	(B)
Sidepass	↖ ----- ↗

[T/2-13]

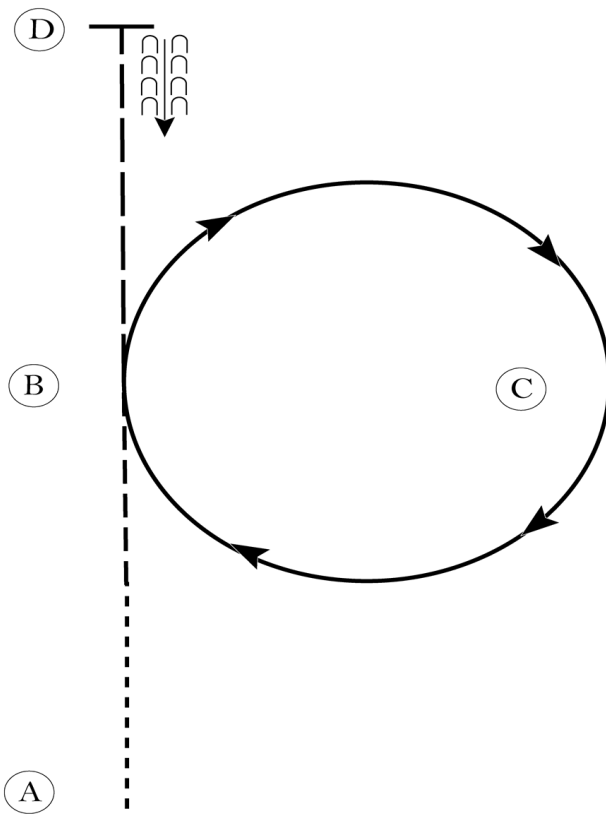
Pattern Provided by:

HCSC

Kirby Rulon Memorial Show

HORSEMANSHIP YOUTH 13&U Saturday

Show Date: 09-22-2018



Be ready at A.

1. Walk halfway to B.
2. Jog to B.
3. Lope a circle on the right lead.
4. Extended jog from B to D.
5. Stop at D and back approximately one horse length.

Follow the instructions of your ring steward.

Walk	-----
Jog	- - - - -
Extended Jog	— — — —
Lope	—————
Leg Yield	
Lead Change	↗ ↘
Back	← c c c c
Marker	⊙ B
Sidepass	← — — — — →

[WH/1-40]

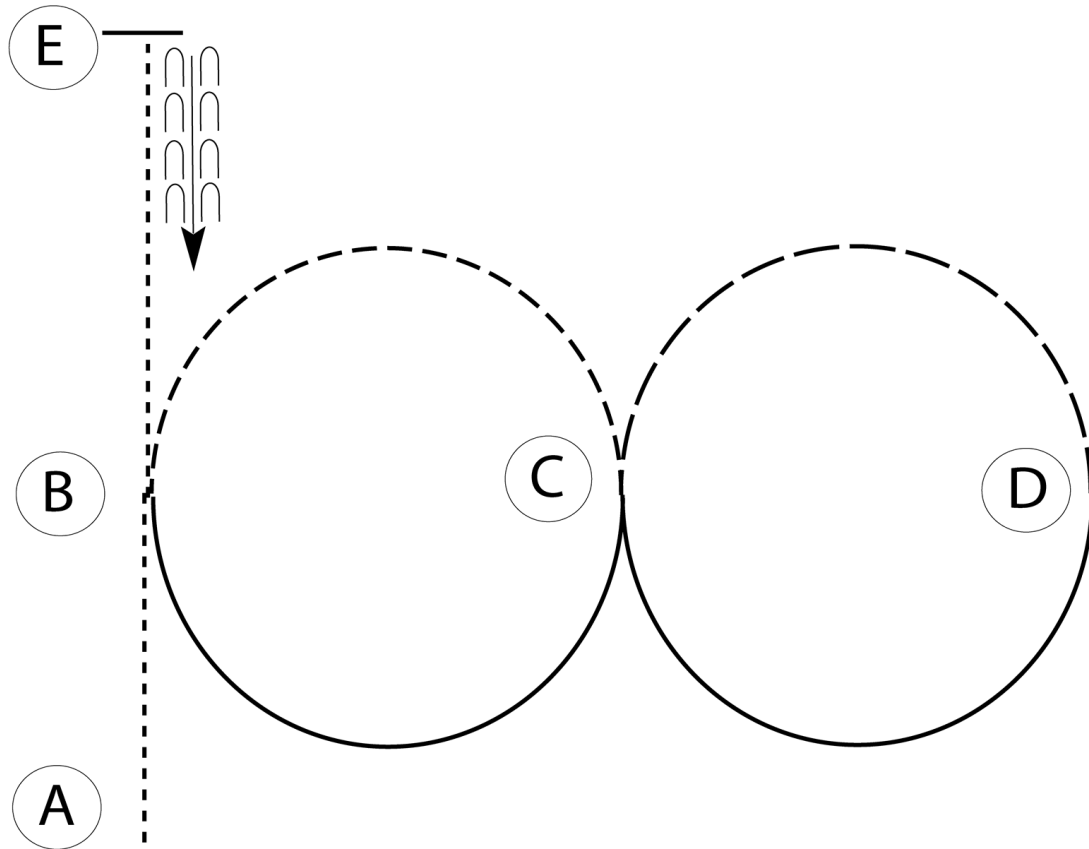
Pattern Provided by:

HCSC

Kirby Rulon Memorial Show

HORSEMANSHIP 14-18, 19&O Saturday

Show Date: 09-22-2018



Be ready at A.

1. Walk A to B.
2. Jog a half circle to C.
3. Lope a half circle on the left lead to D.
4. Extend the jog in a half circle to C.
5. Lope a half circle on the right lead to B.
6. Walk to E.
7. Stop at E and back approximately one horse length.

Follow the instructions of your ring steward.

Walk	-----
Jog	- - - - -
Extended Jog	- _ _ -
Lope	— — — — —
Lead Change	
Back	
Marker	(B)

[WH/2-3]

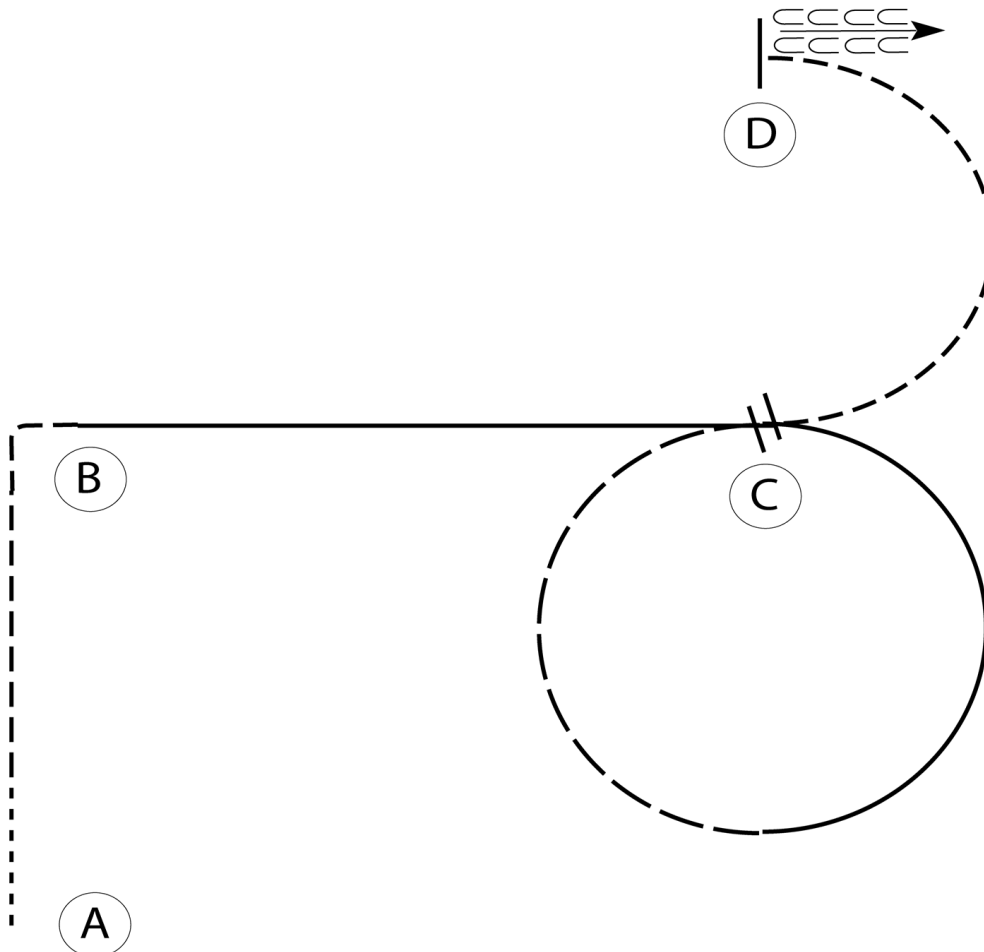
Pattern Provided by:

HCSC

Kirby Rulon Memorial Show

Horsemanship 14-18, 19&Over Sunday

Show Date: 09-22-2018



Be ready at A.

1. Walk approximately 2 horse lengths from A.
2. Jog to B. Jog a square corner around B.
3. Lope on the left lead to C.
4. Perform a simple lead change at C.
5. Lope on the right lead in a half circle.
6. Extend the jog and close the circle.
7. Slow to a jog and jog a half circle to D.
8. Stop at D and back approximately one horse length.

Follow the instructions of your ring steward.

Walk	-----
Jog	- - - - -
Extended Jog	- - - - -
Lope	=====
Leg Yield	
Lead Change	↗ ↘
Back	← ← ← ← ←
Marker	(B)
Sidepass	← ← ← ← ←

[WH/2-63]

Pattern Provided by:

HCSC

